



Tier1
BloombergNEF

FEOC
FREE

Power the future

N-Type 182 BIFACIAL

585-600W

High efficiency bifacial modules



Module efficiency

23.22%



**Better leveled
cost of energy**



**Better high
temperature stability**

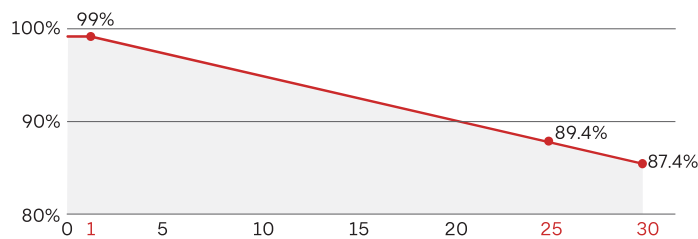


**Improved low-light
performance**



**Excellent
bifacial performance**

Linear performance guarantee for 30 years



WARRANTY

Extended warranty is available at additional cost

Quality Guarantee **15** years

Power Warranty **30** years

CERTIFICATE



ELECTRIC CHARACTERISTICS

SPDG (585/600W)-N144M10

Model of modules	SPDG585-N144M10		SPDG590-N144M10		SPDG595-N144M10		SPDG600-N144M10	
	STC	NMOT	STC	NMOT	STC	NMOT	STC	NMOT
Power (Pmax/W)	585	437.30	590	441.00	595	444.60	600	448.4
Maximu power current (Vmp)	42.72	39.90	42.87	40.00	43.03	40.20	43.18	40.3
Maximu power current (Imp)	13.7	10.96	13.77	11.02	13.83	11.07	13.90	11.13
Open circuit voltage (Voc)	51.58	48.30	51.7	48.40	51.84	48.50	51.97	48.7
Short circuit current (Isc)	14.41	11.61	14.48	11.67	14.55	11.72	14.62	11.78
Module efficiency	22.64%		22.83%		23.02%		23.22%	

STC (Electrical parameters at standard test conditions (STC:AM=1.5, 1000W/m², Cells Temperature 25°C)

NMOT (Irradiance 800W/m², Ambient Temperature 20°C, AM1.5, Wind Speed 1m/s)

ELECTRICAL CHARACTERISTICS WITH 15% REAR SIDE POWER GAIN

Front power Pmax/W	672.75	678.50	684.25	690.00
Maximu power voltage (Vmp)	42.72	42.87	43.03	43.18
Maximu power current (Imp)	15.75	15.83	15.90	15.98
Open circuit voltage (Voc)	51.58	51.70	51.84	51.97
Short circuit current (Isc)	16.57	16.65	16.73	16.81

STRUCTURAL CHARACTERISTICS

Module size (L*W*H)	2278x1134x30mm
Weight	31kg
Cell	144 cells, N type Mono-Crystalline, 182mm×91mm
Front glass	2.0mm, Anti-Reflection Coating
Back glass	2.0mm, Heat Strengthened Glass
Frame	Anodized aluminum alloy
Junction box	IP68, 3 bypass diodes
Output wire	4mm ²
Wire length	Line length 1300mm/customized
Connector	Stäubli MC4
Packing Specification	37 pcs/Pallet; 740 pcs/40' HQ


OPERATING PARAMETERS

Power tolerance (W)	(0~+5W)
Maximum system voltage (V)	1500V
Maximum rated fuse current (A)	30A
Current operating temperature (C)	-40~+85°C
Mechanical load	+6000Pa/-5400Pa

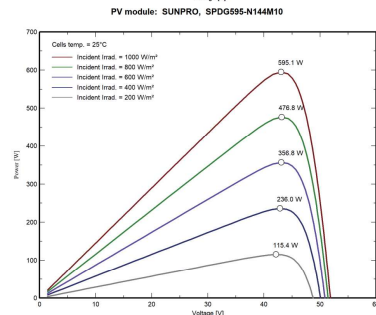
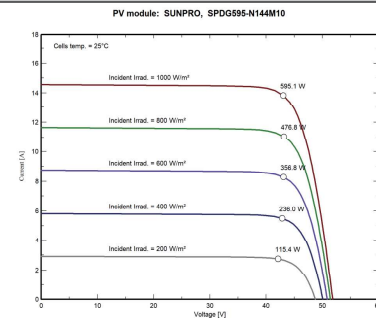
TEMPERATURE CHARACTERISTICS

Temp. Coeff. of Isc (TK Isc)	0.046% / °C
Temp. Coeff. of Voc (TK Voc)	-0.25% / °C
Temp. Coeff. of Pmax (TK Pmax)	-0.30% / °C
Normal Operating Cell Temperature	45±2°C

MODULE DIMENSIONS(MM)



I-V CHARACTERISTICS AT DIFFERENT IRRADIATION



SUNPRO POWER NORTH AMERICA INC.

ADD: STE 2, 206 N Randolph St, Champaign, IL 61820

E-MAIL: info@sunpropower.com WEBSITE: www.sunpropower.us

*All data may have a lag, for reference only. Sunpro has the final right of interpretation.