ATG ELECTRONICS

ATG Solar & Energy Storage

PRODUCT CATALOG

2026

ALWAYS THINK GREEN

Whatever your needs, ATG Electronics has the right solution for you. Our product lineup includes residential and commercial charging stations, energy storage systems, and related accessories—covering a wide range of application scenarios to meet diverse user requirements. Moving forward, we will continue to upgrade our products and solutions to better support our partners.

ATG ELECTRONICS

Contents

Battery 03

Inverter 11

Goodwe Residential ESS 19

EV Charger 23

Solar Panel 29

Deye GE-FH/FL60

GE Series

Commercial (60kWh-3.6MWh)

Model		GE-FL60	GE-FH60
Main Parameter			
Cell Chemistry		$LiFePO_4$	
Module Energy (kWh)		5.12	
Module Nominal Voltage (V)		51.2	
System Capacity (Ah)		200	100
Battery Module Qty In Series		6	12
System Nominal Voltage (V)		307.2	614.4
System Operating Voltage (V)		268.8 ~ 350.4	480 ~ 700
System Energy (kWh)		61.44	
System Usable Energy (kWh)		55.29	
Rated DC Power		61.44	
Charge / Discharge Current (A)	Recommend	50	
	Nominal	100	
	Peak Discharge (2 mins, 25°C)	125	
Status Indicator		Green: Battery System Running	Red : Battery System Alarm
Communication Port		CAN2.0 / RS485	
Humidity		5% ~ 85%RH	
Altitude		≤2000m	
IP Rating of Enclosure		IP55	
Dimension (W × D × H, mm)		735 × 1045 × 2235	
Weight Approximate (kg)		1015	
Installation Method		Floor-Mounted	
Storage Temperature (°C)		0~35	
Operating Temperature (°C)		-30 ~ 60 (＞45 Derating)	
Recommend Depth of Discharge		90%	
Cycle Life		≥6000 (25±2°C, 0.5C / 0.5C, EOL70%)	
Warranty		10 years	
Certification		UN38.3, UL1973, UL9540A, UL9540	

Compatible

Sol-Ark 30k / 60k Hybrid Inverter

Deye BOS-G60

BOS-G Series

Commercial (60kWh-9.6MWh)

Model		BOS-G40	BOS-G60
Main Parameter			
Cell Chemistry		$LiFePO_4$	
Module Energy (kWh)		5.12	
Module Nominal Voltage (V)		51.2	
Module Capacity (Ah)		100	
Battery Module Qty In Series (Optional)		8	12
System Nominal Voltage (V)		409.6	614.4
System Operating Voltage (V)		332.8~467.2	499.2~700
System Energy (kWh)		40.96	61.44
System Usable Energy (kWh)[1]		36.86	55.29
Rated DC Power		40.96	61.44
Charge / Discharge [2] Current (A)	Recommend	50	
	Nominal	100	
	Peak Discharge (2 mins, 25°C)	125	
Working Temperature (°C)		Charge: 0~55/Discharge: -20~55	
Status Indicator		Yellow: Battery High Voltage Power On	Red: Battery System Alarm
Communication Port		CAN2.0/ RS485	
Humidity		5%~85%RH	
Altitude		≤2000m	
IP Rating of Enclosure		IP20	
Dimension (W/D/H,mm)		530*602*1599	530*602*2187
Weight Approximate (kg)		408	594
Installation Location		Rack Mounting	
Storage Temperature (°C)		0~35	
Recommend Depth of Discharge		90%	
Cycle Life		25±2°C,0.5C/0.5C, EOL70%≥6000	
Warranty [3]		10 years	
Certification		CE/IEC62619 /VDE2510-50/ UL1973 /UL9540A/UN38.3	

Compatible

Sol-Ark 30k / 60k Hybrid Inverter

1. DC Usable Energy, test conditions: 90% DOD, 0.2°C charge & discharge at 25°C. System usable energy may vary due to system configuration parameters.
2. The current is affected by temperature and SOC.
3. The warranty is due whichever reached first of warranty period or life cycle power.

Deye RW-F10.2

DEYE RW SERIES

Residential (10kWh - 320kWh)

Model		RW-F10.2-B
Main Parameter		
Battery Chemistry		$LiFePO_4$
Built-in Circuit Breaker		125A 4P, 60Vdc
Capacity (Ah)		200
Scalability		Max. 32 pcs pack (Max.327kWh) in parallel
Nominal Voltage (V)		51.2
Operating Voltage (V)		43.2 ~ 57.6
Nominal Energy (kWh)		10.24
Usable Energy (kWh) [1]		9.2
Charge / Discharge [2] Current (A)	Recommend	Charge : 100 / Discharge : 100
	Max.	Charge : 198 / Discharge : 240
	Peak (2mins, 25°C)	300
Other Parameter		
Recommend Depth of Discharge		90%
Dimension (W × H × D)		23.6″ × 32.7″ × 7.9″ (600 × 830 × 200mm, Without hanging board)
Weight Approximate		235.9 lbs. (107kg)
Master LED Indicator		LED (SOC : 20% ~ SOC100% and working state)
IP Rating of Enclosure		NEMA 3R (IP65)
Operating Temperature		Charge : 33°F ~ 131°F (1 ~ 55°C) / Discharge : -4°F ~ 131°F (-20°C ~ 55°C)
Operating Temperature（with heating film）		Charge / Discharge ：-4°F~131°F（-20°C ~ 55°C）
External ambient temperature range		-4°F ~ 131°F (-20°C ~ 55°C, with heating film)
Recommend Operating Temperature		59°F ~ 95°F (15°C ~ 35°C)
Storage Temperature		32°F ~ 95°F (0°C ~ 35°C)
Humidity		5% ~ 95%
Altitude		≤Max. 9,843 ft (3,000m)
Cycle Life		≥6000 (25°C ± 2°C, 0.5C / 0.5C, 90%DOD, 70%EOL)
Installation		Wall-Mounted, Floor-Mounted
Communication Port		CAN2.0, RS485
Warranty Period [3]		10 years
Energy Throughput		32MWh (@25°C, 0.5C / 0.5C, 70%EOL)
Certification		UN38.3, FCC, UL1973, UL9540A, UL9540

Compatible

Sol-Ark 12kW / 15kW inverters

1. DC Usable Energy, test conditions : 90% DOD, 0.5°C charge & discharge at 25°C. System usable energy may vary due to system configuration parameters.
2. The current is affected by temperature and SOC.
3. Conditions apply, refer to Deye Warranty Letter.

Sol-Ark
Sol-Ark
Sol-Ark
Deye
SE-G5.1 Pro-B LITHIUM BATTERY MODULE
ON
OFF

Deye

DEYE SE SERIES

Residential (5kWh - 327kWh)

Model		SE-G5.1 Pro-B
Main Parameter		
Battery Chemistry		$LiFePO_4$
Capacity (Ah)		100
Scalability		Max. 64 pcs pack (327kWh) in parallel (Max. 32 pcs no external setup)
Nominal Voltage (V)		51.2
Operating Voltage (V)		43.2 ~ 57.6
Nominal Energy (kWh)		5.12
Usable Energy (kWh) [1]		4.6
Charge / Discharge [2] Current (A)	Recommend	50
	Max.	100
	Peak (2mins, 25°C)	150
Other Parameter		
Recommend Depth of Discharge		90%
Dimension (W × H × D, mm)		440*133*540
Weight Approximate (kg)		45
Master LED Indicator		5LED(SOC:20%~SOC100%),3LED (working, alarming, protecting)
IP Rating of Enclosure		IP20
Operating Temperature		Charge: 0°C～55°C (Optional heating: -20°C~55°C) , Discharge: -20°C～55°C
Storage Temperature		0°C～35°C
Humidity		5% ~ 95%
Altitude		≤2000m
Cycle Life		≥6000(25°C±2°C,0.5C/0.5C,90%DOD,70%EOL)
Installation		Wall-Mounted, Floor-Mounted, Rack-Mounted (19-inch standard cabinet, cabinet depth ≥600mm)
Communication Port		CAN2.0, RS485
Warranty Period [3]		10 years
Energy Throughput		16MWh@70%EOL
Certification		UN38.3, IEC62619, CE,UK,VDE2510-50,CEI 0-21,FCC, UL1973, UL9540A

Compatible

Sol-Ark 12K/ 15K / 18K-2P inverters, Hoymiles HYS inverter series.

1. DC Usable Energy, test conditions : 90% DOD, 0.5°C charge & discharge at 25°C. System usable energy may vary due to system configuration parameters.
2. The current is affected by temperature and SOC.
3. Conditions apply, refer to Deye Warranty Letter.

Sol-Ark®
LIMITLESS POWER

Commercial & Residential Hybrid Inverters

C&I Hybrid Inverter

Commercial Hybrid (30K-208V / 60K-480V)

Model	30K-3P-208V	60K-3P-480V
Input Data (PV)		
Max. Allowed PV Power (STC)	39,000W	78,000W
MPPT Voltage Range	150-500V	150-850V
Startup Voltage	180V	
Max. Input Voltage	550V	1,000V
Max. operating input current per MPPT	36A	
Max. short circuit current per MPPT	55A	
No. of MPP Trackers	4	
No. of PV Strings per MPPT	2	
Max. AC Coupled Input Power	30,000W	60,000W
Output Data (AC)		
Nominal AC Voltage (3Φ)	120/208V	277/480V
Grid Frequency	50 / 60Hz	
Real Power, max continuous (3Φ)	30,000W	60,000W
Max. Output Current	83.4A	72.3A
Peak Apparent Power (10s, off-grid, 3Φ)	45,000VA	90,000VA
Max. Grid Passthrough Current (10min)	200A	
Continuous Grid Passthrough Current	180A	
Power Factor Output Range	+/- 0.8 adjustable	
Backup Transfer Time	5ms (adjustable)	
CEC Efficiency	96.5%	
Max Efficiency	97.5%	
Design (DC to AC)	Transformerless DC	
Stackable	Up to 10 in parallel	
Battery Input Data (DC)		
Battery Chemistry	Lithium iron phosphate	
No. of Battery Inputs	2	
Battery Input Terminal Rating	50A	
Nominal DC Voltage	≥ 300V	≥ 600V
Operating Voltage Range	160 - 800V	
Battery Capacity Range	50 — 9900Ah	
Max. Battery Charge / Discharge Current	100A (50A per input)	
Charge Controller Type	3-Stage with Equalization	
Grid to Battery Charging Efficiency	96.0%	
Automatic Generator Start (AGS)	2 Wire Start - Integrated	
BMS Communication	CANBus & RS485	
General Data		
Dimensions (H x W x D)	894 x 528 x 295 mm (35.2 x 20.8 x 11.6 in)	
Weight	80 Kg / 176 lb.	
Enclosure	IP65 / NEMA 3R	
Ambient Temperature	-40°C – 60°C, >45°C Derating	
Noise	< 30 dB @ 25°C (77°F)	
Idle Consumption - No Load	60W	
Communication and Monitoring	Wi-Fi & LAN Hardware Included	
Warranty	10 Years (15 Years)	
Category		
Certifications and Listings (Grid Support Interactive Inverter)	UL 1741-2021 (UL1741SB), CSA C22.2 No 107.1-16, IEEE 1547-2018 & 1547a-2020 & 1547.1-2020 (SRD V2.0), UL 1741 CRD-PCS, UL1699B, CEC, SGIP	
PV DC Disconnect Switch — NEC 240.15	Integrated	
Ground Fault Detection — NEC 690.5	Integrated	
PV Rapid Shutdown Control — NEC 690.12	Integrated	
PV Arc Fault Detection — NEC 690.11	Integrated	
PV Input Lightning Protection	Integrated	
PV String Input Reverse Polarity Protection	Integrated	
Surge Protection	DC Type II / AC Type III	

Residential Hybrid Inverter

Residential Hybrid (15K-2P-N)

Model	Limitless 15K-LV
Input Data (PV)	
Max. Allowed PV Power (STC)	19,500W
Rated MPPT Operating Voltage Range	175 - 425V
MPPT Voltage Range	150 - 500V
Startup Voltage	125V
Max. DC Input Voltage	500V
Max. Operating Input Current per MPPT	26A
Max. Short Circuit Current per MPPT	44A
No. of MPP Trackers	3
No. of PV Strings per MPPT	2
Max. AC Coupled Input	19,200W
Output Data (AC)	
Nominal AC Voltage	120/240V, 120/208V, 220V
Grid Frequency	50 / 60Hz
Real Power, max continuous	15,000W
Max. Output Current	62.5A
Real Power, max continuous (batteries only, no PV)	12,000W (50A @ 240V)
Peak Apparent Power (10s, off-grid) Peak Apparent Power (100ms, off-grid)	24,000VA @ 240V 30,000VA @ 240V
Max Output Fault Current (5s)	94A with PV, 75A (batteries only)
Max Output Fault Current (100ms)	120A
Max. Grid Passthrough Current	200A
Power Factor Output Range	+/- 0.9 adjustable
Backup Transfer Time	5ms
CEC Efficiency	96.5%
Max Efficiency	97.5%
Design (DC to AC)	Transformerless DC
Stackable	Up to 12 in parallel
Battery Input Data (DC)	
Battery Technologies	Lithium / Lead Acid
Nominal DC Voltage	48V
Operating Voltage Range	43 - 63V
Capacity	50 — 9900Ah
Max. Battery Charge / Discharge Current	275A
Battery Disconnecting Means	200A/pole x 2
Charging Controller	3-Stage with Equalization
Grid to Battery Charging Efficiency	96.0%
External Battery Temperature Sensor (BTS)	Included
Automatic Generator Start (AGS)	2 Wire Start - Integrated
BMS Communication	CANBus & RS485 MODBUS
General Data	
Dimensions (H x W x D)	807 x 494 x 306 mm (31.8 x 19.4 x 12 in)
Weight	61.2 Kg / 135 lb.
Enclosure	IP65 / NEMA 3R
Ambient Temperature	-25~55°C, > 45°C Derating
Noise	< 30 dB @ 25°C (77°F)
Idle Consumption - No Load	90W
Communication and Monitoring	Wi-Fi & LAN Hardware Included
Standard Warranty	10 Years
Protection and Certifications	
Certifications and Listings	UL1741-2010/2018, IEEE1547a 2003/2014, FCC 15 Class B, UL1741SB, CA Rule 21, HECO Rule 14H
PV DC Disconnect Switch — NEC 240.15	Integrated
Ground Fault Detection — NEC 690.5	Integrated
PV Rapid Shutdown Control — NEC 690.12	Integrated
PV Arc Fault Detection — NEC 690.11	Integrated
PV Input Lightning Protection	Integrated
PV String Input Reverse Polarity Protection	Integrated
AC Output Breaker - 200A	Integrated
Surge Protection	DC Type II / AC Type II

Residential Hybrid Inverter

Residential Hybrid (18K-2P-N)

Model	Limitless 18K-2P-LV
Input Data (PV)	
Max. Supported PV Power	32,400W
Max. Usable PV Power	28,800W
Max. AC Coupled Input	28,800W
Rated MPPT Operating Voltage Range	150 - 425V
Startup Voltage	125V
Max. DC Input Voltage	500V
Max. Operating Input Current per MPPT	36A
Max. Short Circuit Current per MPPT	54A
No. of MPPT/Inputs	3/2
Output Data (AC)	
Continuous Power	18,000W
Surge Power (10s)	36,000W
Grid Voltage/ Frequency	120/240; 208 0.88Un＜U＜1.1Un / 55-65
Max. Output Current	75A
Max. Grid Passthrough Current	200A
Max Efficiency	97.6%
Stackable	Yes; Max 12
Battery Input Data (DC)	
Nominal DC Voltage	48V
Operating Voltage Range	41 - 63V
Capacity	50 — 9900Ah
Continuous Battery Charge / Discharge Current	350A
BMS Communication	CANBus & RS485 MODBUS
General Data	
Dimensions (H x W x D mm)	863 x 464 x 282 mm
Weight	137 lb / 62.14 Kg
Enclosure	IP65 / NEMA 3R
Ambient Temperature	-40~+60°C, > 45°C Derating
Operating Altitude	3000 m (9843 ft)
Noise	< 50 dB
Standard Warranty	10 Years
Protection and Certifications	
Certifications and Listings	UL1741 3rd SB, UL1741 CRD-PCS, IEEE1547-2018 and interoperability using IEEE2030.5, Hawaiian Electric SRD V2.0, UL1699B PVDC AFCI, UL1998, CSA C22.2 No. 107
PV DC Disconnect Switch	Integrated
Ground Fault Detection — NEC 690.5	Integrated
AC Output Breaker - 200A	Integrated
Surge Protection	DC Type II / AC Type II

SRNE

HEBP Pro Series Hybrid Inverter

HEBP Series

Residential Hybrid (12KW AC 48V DC)

Model	HEBP48120U240-Pro
Inverter Output	
Rated Output Power	@240V 12000W @208V 10400W
Max. Peak Power	1.5 times rated power
Rated Output Voltage	120/240Vac（Split-phase）; 120/208V (Three-phase)
Output Voltage Error	50A
Load Capacity of Motors	6HP
Rated AC Frequency	50/60Hz
Waveform	Pure Sine Wave
Parallel Capacity	1 to 6 units (2 or more units can form a three-phase output)
Battery	
Battery Type	Li-ion / Lead-Acid / User Defined
Rated Battery Voltage	48Vdc
Battery Voltage Range	40 ~ 60Vdc
Max. Grid Charging Current	200A
Max. Generator Charging Current	90A
Max. Hybrid Charging Current	240A
PV Input	
No. Of MPPT	2
Max. PV Array Power	9000W / 9000W
Max. Input Current	32A+32A
Short-Circuit Current Isc	40A+40A
Max. Voltage of Open Current	550Vdc+550Vdc
MPPT Voltage Range	125 ~ 450Vdc / 125 ~ 450Vdc
Grid / Generator Input	
Input Voltage Range	90 ~ 140Vac
Frequency Range	50/60Hz
Maximum Bypass Overload Phase Current	200A (5S)
Continuous Grid Passthrough Current	180A
Efficiency	
MPPT Tracking Efficiency	99.9%
Max Efficiency	97.5%
CEC Efficiency	96.5%
Communication	
Communication Port	RS485 / CAN / USB / Dry contact
External Modules（Optional）	Wi-Fi / GPRS
Basic Data	
Dimensions	840*440*260mm
Weight	48kg
Protection Degree	IP65
Operating Temperature Range	-25°C~60°C, >45°C derated
Noise	<60dB
Self-comsumption	<100W
Cooling Method	Heat sink + intelligent fan cooling
Certified Specifications	
Safety Standards	UL1741&IEEE1547.1-2020, CEC, RULE 21, HECO
EMC	FCC 15 class B
RoHS	Yes

HYS-LV-USG1 Series

Split-phase Hybrid Inverter

Model	HYS-7.6LV-USG1	HYS-9.6LV-USG1	HYS-11.5LV-USG1
Battery			
Battery type	Li-ion/Lead-acid		
Battery voltage range (V)	40-60		
Max. charge/discharge current (A)	160/160	200/200	200/200
Max. charge/discharge power (W)	7600/7600	9600/9600	9600/9600
Charging strategy for Li-ion battery	Self-adaption to BMS		
Charging curve	3 Stages/Equalization		
External temperature sensor	Optional		
Communication	CAN		
PV Input			
Recommended max. PV power (W)	11520	14400	14400
Max. input voltage (V)	550		
Rated voltage (V)	380		
Start-up voltage (V)	150		
MPPT voltage range (V)	125-500		
Max. input current (A)	32/32		
Max. short circuit current (A)	40/40		
MPPT number/Max. input strings number	2/4		

HYS-LV-USG1 Continued

Model	HYS-7.6LV-USG1	HYS-9.6LV-USG1	HYS-11.5LV-USG1
AC Input and Output (On-grid)			
Rated output power (W)	7680	9600	11520
Max. output apparent power (VA)	7680	9600	11520
Max. input power (W)	15360	19200	19200
Rated AC output voltage/Range (V)	240, 211-264/208, 183-229		
Rated grid frequency (Hz)	60		
Max. output current (A)	32	40	48
Max. input current (A)	64	80	80
Power factor	>0.99 (0.8 leading ... 0.8 lagging)		
THDi (@rated output)	<3%		
AC Output (Off-grid)			
Rated output power (W)	7680	9600	9600
Max. output apparent power (VA)	15360, 10s	19200, 10s	19200, 10s
Back-up switch time (ms)	<40		
Rated output voltage (V)	120/240 (split phase), 120/208		
Rated output frequency (Hz)	60		
Max. continuous output current (A)	32	40	40
THDv (@linear load)	<3%		
Efficiency			
MPPT efficiency	99.9%	99.9%	99.9%
Max. efficiency	97.6%	97.6%	97.6%
CEC efficiency	97.0%	97.0%	97.0%
Max. battery discharge to AC efficiency	95.0%	95.0%	95.0%
Protection			
Anti-islanding protection	Integrated		
PV arc fault detection	Integrated		
PV string input reverse polarity protection	Integrated		
Compliant MLRSD products	Integrated		
Insulation resistor detection	Integrated		
Residual current monitoring unit	Integrated		
AC over current protection	Integrated		
AC short current protection	Integrated		
AC overvoltage and undervoltage protection	Integrated		
Surge protection	DC Type II/AC Type III		
General			
Dimensions (W × H × D)	19.8 × 29.1 × 7.95 inch (502 × 740 × 202 mm)		
Weight	90.4 lbs (41 kg)		
Mounting	Wall mounting		
Operating temperature	-13°F to +149°F (>113°F, Derating)/-25°F to +65°F (>45°F, Derating)		
Relative humidity	0-95%, no condensing		
Cooling	Natural convection		
Topology (Solar/Battery)	Transformerless/High-frequency isolation		
Altitude	≤6562 ft (2000 m)		
Protection degree	Type 4X		
Noise (dB)	<40		
User interface	LED, App		
Digital input/output	1 × DI, 2 × DO		
Max. parallel	10		
Communication	RS485, optional: Wi-Fi/Ethernet/4G		
Warranty	10 Years		
Certifications and Standards			
Grid connection standard	IEEE 1547-2018, IEEE 1547.1-2020, SRD2.0		
Safety/EMC standard	UL 1741, CSA C22.2 No.107.1, UL 1741 CRD, UL 1741 SB, FCC Part 15 Class B		
AFCI	UL 1699B		
Software approval	UL 1998		
Compatible			
Deye RW-F and SE-G Series batteries			

GOODWE

ES-US Series Hybrid inverter (HV)

Model	GW11K4-ES-US20
Battery Input	
Battery Type	Li-Ion
Nominal Battery Voltage (V)	300
Battery Voltage Range (V)	80 ~ 495
Start-up Voltage (V)	80
Number of Battery Input	1
Max. Continuous Charging Current (A)	50
Max. Continuous Discharging Current (A)	50
Max. Charging Power (W)	11400
Max. Discharging Power (W)	11970
PV Input	
Max. Input Power (W)	17100
Max. Input Voltage (V)	600
MPPT Operating Voltage Range (V)	50 ~ 550
Start-up Voltage (V)	60
Max. Input Current per MPPT (A)	16
Max. Short Circuit Current per MPPT (A)	23.4
Number of MPP Trackers	4
AC Output (On-grid)	
Nominal Output Power (W)	11400
Nominal Output Voltage (V)	240
Output Voltage Range (V)	211 ~ 264
Nominal AC Grid Frequency (Hz)	50 / 60
AC Grid Frequency Range (Hz)	58.5 ~ 61.2
Max. AC Current Output to Utility Grid (A)	47.5
Max. AC Current From Utility Grid With EV Charger(A)	47.5
Power Factor	~1 (Adjustable from 0.8 leading to 0.8 lagging)
Max. Total Harmonic Distortion	<3%
AC Output (Back-up)	
Back-up Nominal Apparent Power (VA)	11400
Max. Output Apparent Power with Grid (VA)	11400 (17280@10sec)
Max. Output Current (A)	47.5
Nominal Output Voltage (V)	240 / 120
Nominal Output Frequency (Hz)	60
Output THDv (@Linear Load)	<3%

ES-US Series Continued

Model	GW11K4-ES-US20
Efficiency	
Max. Efficiency	97.6%
Protection	
PV String Current Monitoring	Integrated
PV Insulation Resistance Detection	Integrated
Residual Current Monitoring	Integrated
PV Reverse Polarity Protection	Integrated
Battery Reverse Polarity Protection	Integrated
Anti-islanding Protection	Integrated
AC Overcurrent Protection	Integrated
AC Short Circuit Protection	Integrated
AC Overvoltage Protection	Integrated
DC Switch	Integrated
DC Surge Protection	Type II
AC Surge Protection	Type III
AFCI	Integrated
Battery Arc Fault Detection	Integrated
Rapid Shutdown	Integrated
General Data	
Operating Temperature Range	-31°F ~ +140°F (-35°C ~ +60°C)
Relative Humidity	0 ~ 95%
Max. Operating Altitude	9842ft (3000m)
Cooling Method	Natural Convection
User Interface	LED, APP
Communication with BMS	RS485, CAN
Communication with Meter	RS485
Communication with Portal	LAN (4G Optional) + Bluetooth + WiFi
Weight (lb)	84.9
Dimension (W × H × D)	19.1 × 35.4 × 7.5 in (485 × 900 × 191.5 mm)
Noise Emission (dB)	<40
Topology	Non-isolated
Self-consumption at Night (W)	<20
Ingress Protection Rating	NEMA Type 4X
Mounting Method	Wall Mounted
Certification	
Grid Interconnection	UL1741 SB, California Rule 21, HECO Rule 14, IEEE 1547, IEEE 1547.1
Safety Regulations	UL 1741, CSA 22.2 No. 107.1, UL 1998, UL1699B
Electromagnetic Compatibility	FCC part15 CLASS B

EV Charger (Optional) Specifications

Model	
AC Output Data	
Charging Level	AC Level 2
Nominal AC Power Output (W)	9600
Nominal AC Frequency (Hz)	60
Maximum Continuous Output Current (A)	40
EV Charger Configuration & Indicator	APP (WiFi, Bluetooth)
EV Charger Cable Length	7.6m
EV Charger Cable Operating Temperature Range	-31°F ~ +140°F (-35°C ~ +60°C)
Operating Altitude	≤ 9842ft (3000m)
Protection Degree	NEMA Type 4X
Certifications & Standards	
Safety Regulation	UL2594, UL2231-1, UL2231-2, NEC Article 625 compliant
EV Charger	SAE J1772



FH-US Series High voltage battery

Model		LX F9.6-30	LX F12.8-30	LX F16.0-30	LX F19.2-30
Usable Energy (kWh)		9.6	12.8	16.0	19.2
Battery Module		LX F3.2-30: 64V 3.2kWh			
Number of Modules		3	4	5	6
Cell Type		LFP ($LiFePO_4$)			
Nominal Voltage (V)		192	256	320	384
Operating Voltage Range (V)		171 ~ 216	228 ~ 288	285 ~ 360	342 ~ 432
Nominal Dis- / Charge Current (A)		35			
Nominal Power (kW)		6.72	8.96	11.20	13.44
Operating Temperature Range (°F)		Charge: +32°F ~ +122°F (0°C ~ +50°C); Discharge: +5°F ~ +122°F (-15°C ~ +50°C)			
Relative Humidity		≤95%			
Max. Operating Altitude (Ft)		≤9842ft (3000m)			
Communication		CAN			
Battery Module Weight		83.8 ± 4.4 lb, 38 ± 2kg			
PCU Weight		37.5 ± 2.2 lb, 17 ± 1kg			
System Weight		300.9lb (136.5kg)	384.7lb (174.5kg)	468.5lb (212.5kg)	552.3lb (250.5kg)
Dimensions (W × H × D)		23.6 × 29.5 × 15 in (599.4 × 749.3 × 381 mm)	23.6 × 35.6 × 15 in (599.4 × 904.2 × 381 mm)	23.6 × 41.7 × 15 in (599.4 × 1059.2 × 381 mm)	23.6 × 47.8 × 15 in (599.4 × 1214.1 × 381 mm)
Ingress Protection Rating		IP65			
Mounting Method		Ground-Mounted			
Standard and Certification	Safety	UL1973, UL9540A-2019			
	EMC	FCC part 15			
	Transportation	UN38.3			

Smart Control for Smart Energy

Lynx Home FH-US Series accommodates smart remote monitoring of the whole energy storage system and remote update. It can also automatically reboot if the supply voltage is high enough again after an undervoltage fault occurs. Take smart control of your smart energy.

Remote diagnosis & update

Auto reboot after undervoltage

ABD Series

Automatic Backup Device

Model	ABD200-40 -US10	ABD200-63 -US10	ABD100-40 -US10	ABD100-63 -US10
Electrical Data				
Nominal Output Voltage (V)	240			
Output Voltage Range (V)	211 ~ 264			
Feed-in Type	Split Phase			
Nominal AC Voltage of Line Conductor (V)	120 / 240			
Nominal AC Frequency (Hz)	60			
AC Frequency Range (Hz)	58.5 ~ 61.2			
Current Rating (from Grid)(A)	200			
Max. Continuous Current from Inverter (A)	32.0	47.5	32.0	47.5
Maximum Overcurrent Protection of Main Breaker (A)*	200	200	100	100
Maximum Overcurrent Protection of Circuit Breaker of Inverter (A)	40	63	40	63
General Data				
Operating Temperature Range	-13°F ~ 140°F (-25°C ~ 60°C)			
Max. Operating Altitude	9842ft (3000m)			
Cooling Method	Natural Convection			
Communication with Inverter	RS485			
Weight	26lb (12kg)			
Dimension (W × H × D)	17.7 × 24 × 5.9 in (450 × 610 × 150 mm)			
Mounting Method	Wall Mounted			
Ingress Protection Rating	Type 3R, IP44			
Certification & Standards				
Safety Regulation	UL1741, CSA22.2 NO.107-01			
EMC	FCC part15 CLASS B			

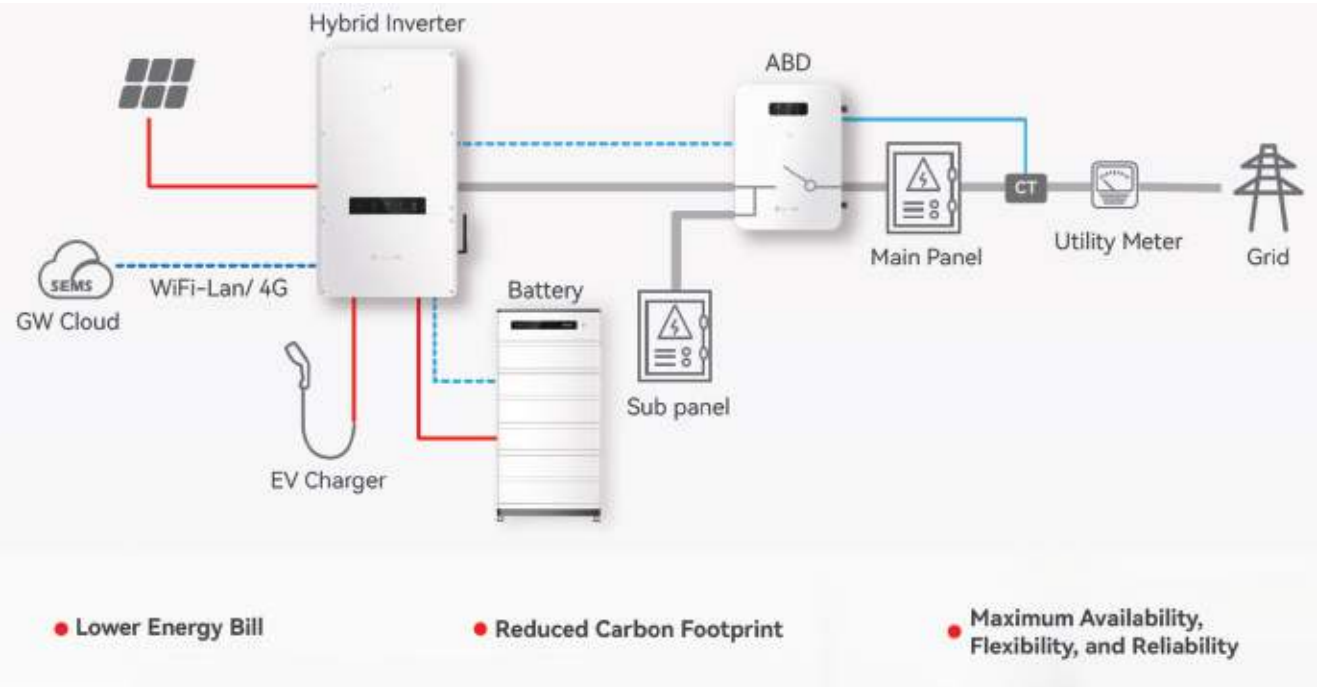

ATG-RSEVC-2 EV CHARGER

Dual Port Pedestal

Commercial EV Charger

Model	RSEVC-240V/48A*2-US-RGWB/C-WHO2	RSEVC-240V/80A*2-US-RGWB/C-WHO2
Product Type	All in one AC Charging Station	
Input Voltage	208/240V AC, Single-phase	
Input Frequency	50/60 Hz	
Output Voltage	208/240V AC	
Output Current	48A Max x2	80A Max x2
Maximum Power Output	11.5kW x2	19.2kW x2
Input Wire	Hardwired	
Charging Connector Type	2xSAE J1772(Default), NACS Tesla(Optional)	
Cable Length	Cable Management,2x18FT/5.5m Standard (2x25FT/7.5m Optional)	
Charging Modes	Mode3	
Charging Protocols	OCPP 1.6J	
Dimensions (H x W x D)	440mm*420mm*1800mm(17.3*16.5*70.9inch)	
Weight	59.1lbs(26.8kg)	71.9lbs(32.6kg)
Enclosure Rating	NEMA Type3, IK08	
Operating Temperature	-30°C to 50°C(-22°F to 122°F)	
Operating Humidity	<95% Non-condensing	
Altitude	Up to 2000m	
Protection Function	Undercurrent Protection, Overcurrent Protection, Undervoltage Protection, Overvoltage Protection, Short Circuit Protection, Residual Current Device, Over Temperature Protection, Surge Protection, Ground Fault Protection, Control Pilot Fault Protection, Leakage Protection	
Emergency Stop	E-stop Button	
Communication Interface	10.1Inch Touch Screen,WIFI/4G	
Control Method	RFID/NFC, POS, OCPP Platform	
Mounting Type	Floor Standing Installation	
Compliance Standards	ETL, FCC, Energy Star, CTEP compliance, ISO15118 compliance	
Standards	NEC625, UL817, UL991, UL2231, UL2251,UL2594, OCPP1.6J Compliance	
Warranty Period	2 years	

- Wide Voltage Input
  - 200-1000V
  - Supports 208V commercial power, with no grid expansion
  - Rapid deployment for office and commercial charging
- Modular Design
  - Comply with the BABA or TAA requirements
  - Save up to 45% on tariffs
- Plug & Charge
  - ISO 15118 Compatibility
  - Enables seamless and automatic payments
- 35-Inch Independent Advertising Display
  - Creates additional revenue streams
  - Supports OTA updates
  - Offers customizable screen size and content
- Convenient Payment
  - Integrated VPOS Credit Card Reader
  - Powered by Nayax for secure and convenient transactions
- Automatic Cable Retraction System
  - Designed for user convenience
  - Making charging easier for female and elderly drivers
- Neon Ambient Lighting
  - Enhances user experience and interaction with stylish illumination

ATG-DCFC-RSEVC-2

Floor-mounted DC Fast Charger

Commercial EV Charger

Model	RSEVC-480V/240kW/2-US-RGE/C-BK01
Product Type	DC Fast Charging Station
Output Voltage	200-1000V DC
Input Voltage	208/480V DC, 50/60 Hz
Max Input@208V	179A
Max Input@480V	156A
Output Current	100A-250A
Maximum Power Output@208V	60kW
Maximum Power Output@480v	120kW
Input Wire	TN-S, L1+L2+L3+N+PE
Charging Connector Type	CCS1
Cable Length	Cable Management,2x18FT/5.5m Standard (2x25FT/7.5m Optional)
Charging Modes	Mode3
Charging Protocols	OCPP 1.6, ISO 15118
Dimensions (H x W x D)	1000mm*805mm*2103mm
Weight	350-450kg
Enclosure Rating	NEMA 3R, IK10
Operating Temperature	-30°C to 55°C(-22 F° to 131 F°)
Operating Humidity	<95% Non-condensing
Altitude	Up to 2000m
Protection Function	Undercurrent Protection, Overcurrent Protection, Undervoltage Protection, Overvoltage Protection, Short Circuit Protection, Residual Current Device, Over Temperature Protection, Surge Protection, Ground Fault Protection, Control Pilot Fault Protection, Leakage Protection
Emergency Stop	E-stop Button
Communication Interface	7-inch Touchable Screen(10inch Optional), Ethernet, Bluetooth/Wi-Fi, OCPp 1.6J platform, 4G(Optional)35-inch LCD Advertising Screen, Suppport USB, Wi-Fi, LAN Ethernet,4G
Control Method	RFID card(offline and online), Nayax POS, Plug n Play, VIN codeOR code, Credit Card
Mounting Type	Floor Standing Installation
Compliance Standards	ETL, FCC, Energy Star, CTEP compliance, ISO15118 compliance
Standards	NEC625, UL817, UL991, UL2231, UL2251, UL2594, OCPP1.6J Compliance
Warranty Period	3 years
Indicator Light	Standby: Green on, Charging: Green flashes; Fault: Redlight on
Lighting	Atmospheric Neon LED Light
Heat Dissipation Method	Air Cooling
Recommended Air-break@208V	225A
Recommended Air-break@480V	195A

ATG-CNAC-BK01

Wall-mounted Dual-ports

Commercial EV Charger

Model	CNAC-32A*2 -RGWB-BK01	CNAC-40A*2 -RGWB-BK01	CNAC-48A*2 -RGWB-BK01	CNAC-80A*2 -RGWB-BK01
Product Type	AC Charging Station			
Input Voltage	208/240V AC, Three-phase			
Input Frequency	50/60 Hz			
Output Voltage	208/240V AC			
Output Current	32A Max x2	40A Max x2	48A Max x2	80A Max x2
Maximum Power Output	7.7kW x2	9.6kW x2	11.5kW x2	19.2kW x2
Input Wire	Hardwired			
Charging Connector Type	2xSAE J1772(Default), NACS Tesla(Optional)			
Cable Length	2x18FT/5.5m Standard (2x25FT/7.5m Optional)			
Charging Modes	Mode3			
Charging Protocols	OCPP 1.6J			
Dimensions (H x W x D)	500*360*176mm(19.7*14.2*6.9inch)			
Weight	31.3lbs(14.2kg)	34.8lbs(15.8kg)	38.4 lbs(17.4kg)	43.7 lbs(19.8kg)
Enclosure Rating	NEMA Type3, IK08			
Operating Temperature	-30°C to 50°C(-22°F to 122°F)			
Operating Humidity	<95% Non-condensing			
Altitude	Up to 2000m			
Protection Function	Undercurrent Protection, Overcurrent Protection, Undervoltage Protection, Overvoltage Protection, Short Circuit Protection, Residual Current Device, Over Temperature Protection, Surge Protection, Ground Fault Protection, Control Pilot Fault Protection, Leakage Protection			
Communication Interface	7Inch Screen, WiFi&Bluetooth/4G			
Control Method	RFID/NFC, POS, OCPP Platform			
Mounting Type	Wall-mounted, Pedestal-mounted			
Compliance Standards	ETL, FCC, Energy Star, CTEP compliance, ISO15118 compliance			
Standards	NEC625,UL817, UL991,UL2231,UL2251,UL2594, OCPP1.6J Compliance			
Warranty Period	2 years			

AMPS
American Made Power Solution

- Domestic Content
- FEOC Compliant

AMPS Solar Panel

MONO MODULE

Model	STS-400P-54BB	STS-405P-54BB	STS-410P-54BB	STS-415P-54BB
ELECTRICAL CHARACTERISTICS AT STC				
Maximum Power (Pmax)	400W	405W	410W	415W
Open Circuit Voltage (Voc)	37.2V	37.4V	37.6V	37.8V
Short Circuit Current (lse)	13.70A	13.76A	13.82A	13.88A
Voltage at Maximum Power (Vmp)	31.0V	31.2V	31.4V	31.6V
Current at Maximum Power (Imp)	12.91A	12.99A	13.06A	13.14A
Module Efficiency (%)	20.49	20.74	21.00	21.25
Operating Temperature	-40°C to +85°C			
Maximum System Voltage	1000V DC/1500V DC			
Fire Resistance Rating	Type 1 (in accordance with UL 1703)/Class C(IEC61730)			
Maximum Series Fuse Rating	25A			

STC: Irradiance 1000W/m2, Cell temperature 25°C, AM1 .5; Tolerance of Pmax: ±3%; Measurement Tolerance: ±3%

ELECTRICAL CHARACTERISTICS AT NOCT				
Maximum Power (Pmax)	300W	304W	308W	312W
Open Circuit Voltage (Voc)	34.2V	34.4V	34.6V	34.8V
Short Circuit Current (lse)	11.10A	11.15A	11.20A	11.25A
Voltage at Maximum Power (Vmp)	28.2V	28.4V	28.6V	28.8V
Current at Maximum Power (Imp)	10.64A	10.71A	10.77A	10.84A

NOCT: Irradiance 800W/m2, Ambient temperature 20°C, Wind Speed 1 mis

MECHANICAL DATA	
Cell type	Monocrystalline PERC 182*91mm
Number of cells	108 (6x18)
Module dimensions	1722x1134x30mm (67.80x44.65x1. ISinches)
Weight	21.5kg (47.4lbs)
Front cover	3.2mm (0.13inches) tempered glass with AR coating
Frame	Anodized aluminum alloy
Junction box	IP68, 3 diodes
Cable	4mm2 (0.006inches2), Portrait: 300mm (11.81 inches)
Landscape	1200mm (47.24inches)
Connector	MC4 or MC4 compatible

TEMPERATURE CHARACTERISTICS	
Nominal Operating Cell Temperature (NOCT)	43°C±2°C
Temperature Coefficients of Pmax	-0.36%/°C
Temperature Coefficients of Voc	-0.28%/°C
Temperature Coefficients of lse	0.05%/°C

PACKAGING	
Standard packaging	31 pcs/ pallet
Module quantity per 53' container	1054 pcs
Module quantity per 40' container	806 pcs

ENGINEERING DRAWINGS

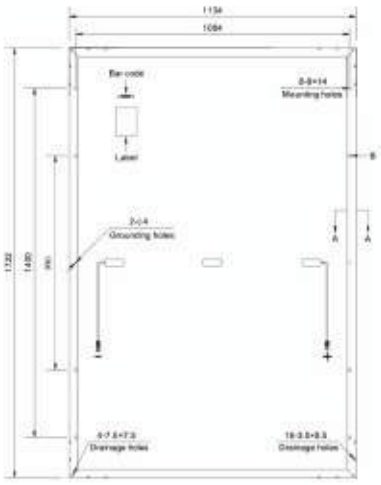

Unit: mm

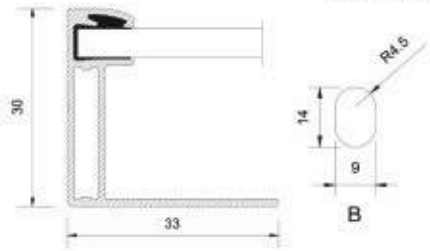

AMPS
American Made Power Solution

- Domestic Content
- FEOC Compliant

AMPS Solar Panel

Bi-Facial Module

Module Type	STS-530P-72BB		STS-535P-72BB		STS-540P-72BB		STS-545P-72BB		STS-550P-72BB	
ELECTRICAL PARAMETERS										
Testing Condition	STC	NMOT	STC	NMOT	STC	NMOT	STC	NMOT	STC	NMOT
Maximum Power - Pmax (W)	530	395	535	398	540	402	545	406	550	410
Maximum Power Voltage - Vmpp (V)	41.32	38.6	41.48	38.7	41.64	38.8	41.80	39.0	41.96	39.1
Maximum Power Current - Impp (A)	12.83	10.24	12.90	10.30	12.97	10.36	13.04	10.41	13.11	10.47
Open Circuit Voltage - Voc (V)	49.32	46.4	49.46	46.5	49.60	46.7	49.76	46.8	49.92	47.0
Short Circuit Current - Isc (A)	13.72	11.06	13.79	11.12	13.86	11.17	13.93	11.23	14.00	11.28
Module Efficiency	20.50%		20.70%		20.90%		21.10%		21.30%	

BIFACIAL REAR SIDE POWER GAIN

Module		Bifaciality: 70±5%			
Maximum Power	**Pmax Gain**	**Voc/V**	**Isc/A**	**Vmp/V**	**Imp/A**
578W	5%	49.92	14.70	41.96	13.77
605W	10%	49.92	15.40	41.96	14.42
633W	15%	49.92	16.10	41.96	15.08
660W	20%	49.92	16.80	41.96	15.73
688W	25%	49.92	17.50	41.96	16.39

Bifacial gain: the additional gain from the rear side compared to the power of the front side at the standard test condition. It depends on mounting (structure, height, tilt angle, etc.) and albedo of the ground.

TEMPERATURE CHARACTERISTICS	
NMOT	43°C (±2°C)
Temperature Coefficient of Pmax	-0.35%/°C
Temperature Coefficient of Isc	+0.048%/°C
Temperature Coefficient of Voc	-0.26%/°C

MECHANICAL CHARACTERISTICS	
Dimensions	2279×1134×35mm (L×W×H)
Weight	28kg
Frame	Silver anodized aluminum alloy
Glass	3.2 mm coated tempered glass
Cell Encapsulation	EVA (Ethylene-Vinyl-Acetate)
Back Sheet	Transparent
Solar Cells	144(6×24) monocrystalline (182mm×91mm)
Junction Box	IP68, 3 bypass diodes
Cable & Connector	Length 1400mm, 1x4mm2/ MC4 and MC4 Compatible

MAXIMUM RATINGS	
Maximum System Voltage (V)	1500
Series Fuse Rating (A)	25

PACKAGING	
Pallet Dimensions	2304x1130x1247mm
Pallet Quantity	31 Modules
Truck (53') Quantity	744 Modules

SYSTEM DESIGN	
Temperature Range	-40°C to +85°C
Mechanical Load Front	5,400 Pa
Mechanical Load Back	2,400 Pa
Safety Protection Class	Class II

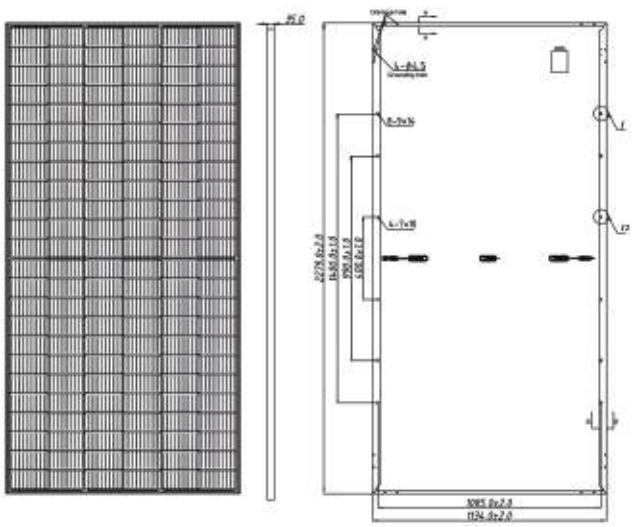

ATG ELECTRONICS

Tier1

BloombergNEF
FEOC Compliant

Power the future

PERC 182 BIFACIAL

395-420W

High efficiency bifacial modules

Full black

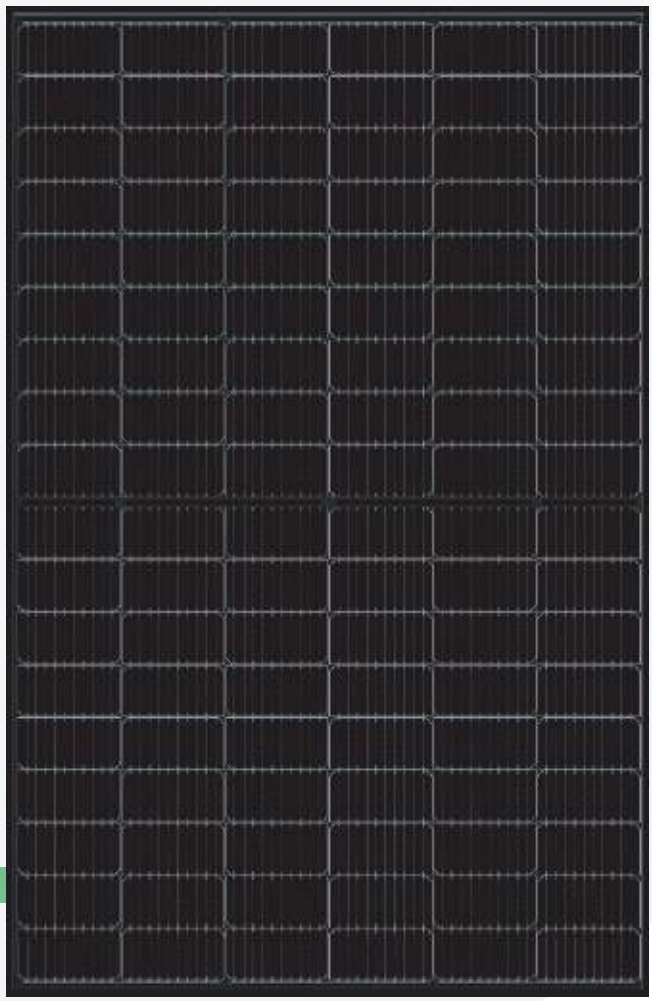

UTILITY

C&I

Module efficiency

21.48%

YH SUNPRO POWER **Sunpro Power**

High Efficiency Bifacial Modules

PERC 182 Bifacial 395-420W

Module Type	SP395 -108M10		SP400 -108M10		SP405 -108M10		SP410 -108M10		SP415 -108M10		SP420 -108M10	
ELECTRIC CHARACTERISTICS												**SP (395/420W)-108M10**
Testing Condition	STC	NMOT	STC	NMOT	STC	NMOT	STC	NMOT	STC	NMOT	STC	NMOT
Power (Pmax/W)	395.00	294.00	400.00	298.00	405.00	301.00	410.00	305.00	415.00	309.00	420.00	313.00
Maximum power voltage (Vmp)	30.62	28.30	30.83	28.40	31.04	28.60	31.25	28.80	31.47	29.00	31.69	29.20
Maximum power current (Imp)	12.90	10.40	12.98	10.46	13.05	10.52	13.12	10.58	13.19	10.65	13.26	10.71
Open circuit voltage (Voc)	36.73	34.30	36.93	34.50	37.13	34.60	37.33	34.80	37.53	35.00	37.73	35.20
Short circuit current (Isc)	13.69	11.04	13.76	11.09	13.83	11.15	13.90	11.20	13.97	11.26	14.04	11.32
Module Efficiency	20.20%		20.46%		20.72%		20.97%		21.23%		21.48%	

STC (Electrical parameters at standard test conditions (STC:AM=1.5, 1000W/m² ,Cells Temperature 25°C)
NMOT (Irradiance 800W/m², Ambient Temperature 20°C,AM1.5,Wind Speed 1m/s)

STRUCTURAL CHARACTERISTICS	
Module size (L*W*H)	1722×1134×30mm
Weight	20.3kg
Cell	108 cells, Mono Crystalline Silicon, 91mm×182mm-10BB
Glass	3.2mm ultra clear embossed tempered coated glass
Frame	Anodized aluminum alloy
Junction box	IP68
Output wire	4mm²
Wire length	1100mm
Connector	MC4 Compatible
Packing Specification	36 pcs/Pallet ; 936 pcs/40' HQ

OPERATING PARAMETERS	
Power tolerance (W)	(0~+5W)
Maximum system voltage (V)	1000V
Maximum rated fuse current (A)	25A
Current operating temperature (C)	-40~+85°C
Mechanical load	+5400Pa/-2400Pa

TEMPERATURE CHARACTERISTICS	
Temp. Coeff. of Isc (TK Isc)	0.048% / °C
Temp. Coeff. of Voc (TK Voc)	-0.27% / °C
Temp. Coeff. of Pmax (TK Pmax)	-0.34% / °C
Normal Operating Cell Temperature	45±2°C



ATG ELECTRONICS

Tier1

BloombergNEF
FEOC Compliant

Power the future

PERC 182 BIFACIAL

540-565W

High efficiency bifacial modules

· Silver frame, White mesh



UTILITY

C&I

Module efficiency

21.86%

YH SUNPRO POWER **Sunpro Power**

High Efficiency Bifacial Modules

PERC 182 Bifacial 540-565W

Module Type	SPDG540 -144M10		SPDG545 -144M10		SPDG550 -144M10		SPDG555 -144M10		SPDG560 -144M10		SPDG565 -144M10	
ELECTRIC CHARACTERISTICS											**SPDG (540/565W)-144M10**	
Testing Condition	STC	NMOT	STC	NMOT	STC	NMOT	STC	NMOT	STC	NMOT	STC	NMOT
Power (Pmax/W)	540	405	545	406	550	410	555	413	560	417	565	423
Maximum power voltage (Vmp)	41.69	38.50	41.83	38.30	41.96	38.50	42.09	38.60	42.23	38.70	42.36	39.00
Maximum power current (Imp)	12.96	10.53	13.03	10.59	13.11	10.65	13.19	10.71	13.27	10.77	13.34	10.83
Open circuit voltage (Voc)	49.58	46.6	49.74	46.40	49.90	46.50	50.06	46.70	50.22	46.80	50.38	47.20
Short circuit current (Isc)	13.84	11.16	13.92	11.22	14.00	11.28	14.08	11.35	14.16	11.41	14.24	11.48
Module Efficiency	20.89%		21.09%		21.28%		21.48%		21.67%		21.86%	

STC (Electrical parameters at standard test conditions (STC:AM=1.5, 1000W/m² ,Cells Temperature 25°C)
NMOT (Irradiance 800W/m², Ambient Temperature 20°C,AM1.5,Wind Speed 1m/s)

ELECTRICAL CHARACTERISTICS WITH 15% REAR SIDE POWER GAIN						
Front power Pmax/W	621.00	626.75	632.50	638.25	644	649.75
Maximum power voltage (Vmp)	41.69	41.83	41.96	42.08	42.23	42.36
Maximum power current (Imp)	14.90	14.98	15.07	15.17	15.25	15.34
Open circuit voltage (Voc)	49.58	49.74	49.90	50.06	50.22	50.38
Short circuit current (Isc)	15.92	16.01	16.10	16.19	16.29	16.38

STRUCTURAL CHARACTERISTICS	
Module size (L*W*H)	2278×1134×35mm
Weight	31kg
Cell	144cells (Half -Cell), Mono-Crystalline PERC,182mm x 91mm
Front glass	2.0mm ultra clear embossed semi-tempered coated glass
Back glass	2.0mm white mesh semi-tempered glass
Frame	Anodized aluminum alloy
Junction box	IP68
Output wire	4mm²
Wire length	Customization
Connector	MC4 compatible IP68
Packing Specification	31 pcs/Pallet ; 620 pcs/40'HQ

OPERATING PARAMETERS	
Power tolerance (W)	(0~+5W)
Maximum system voltage (V)	1500V
Maximum rated fuse current (A)	30A
Current operating temperature (C)	-40~+85°C
Mechanical load	+5400Pa/-2400Pa

TEMPERATURE CHARACTERISTICS	
Temp. Coeff. of Isc (TK Isc)	0.048% / °C
Temp. Coeff. of Voc (TK Voc)	-0.27% / °C
Temp. Coeff. of Pmax (TK Pmax)	-0.34% / °C
Normal Operating Cell Temperature	44±2°C

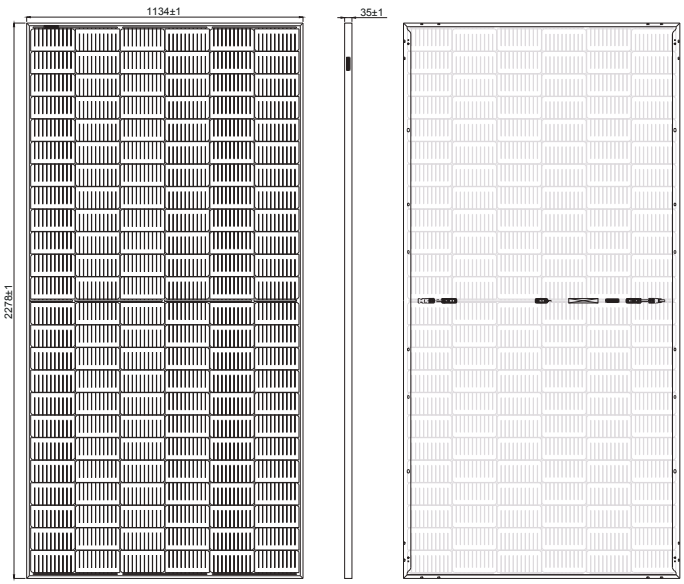

ATG ELECTRONICS

Tier1

BloombergNEF
FEOC Compliant

Power the future

TOPCon 182 BIFACIAL

435-450W

High efficiency bifacial modules

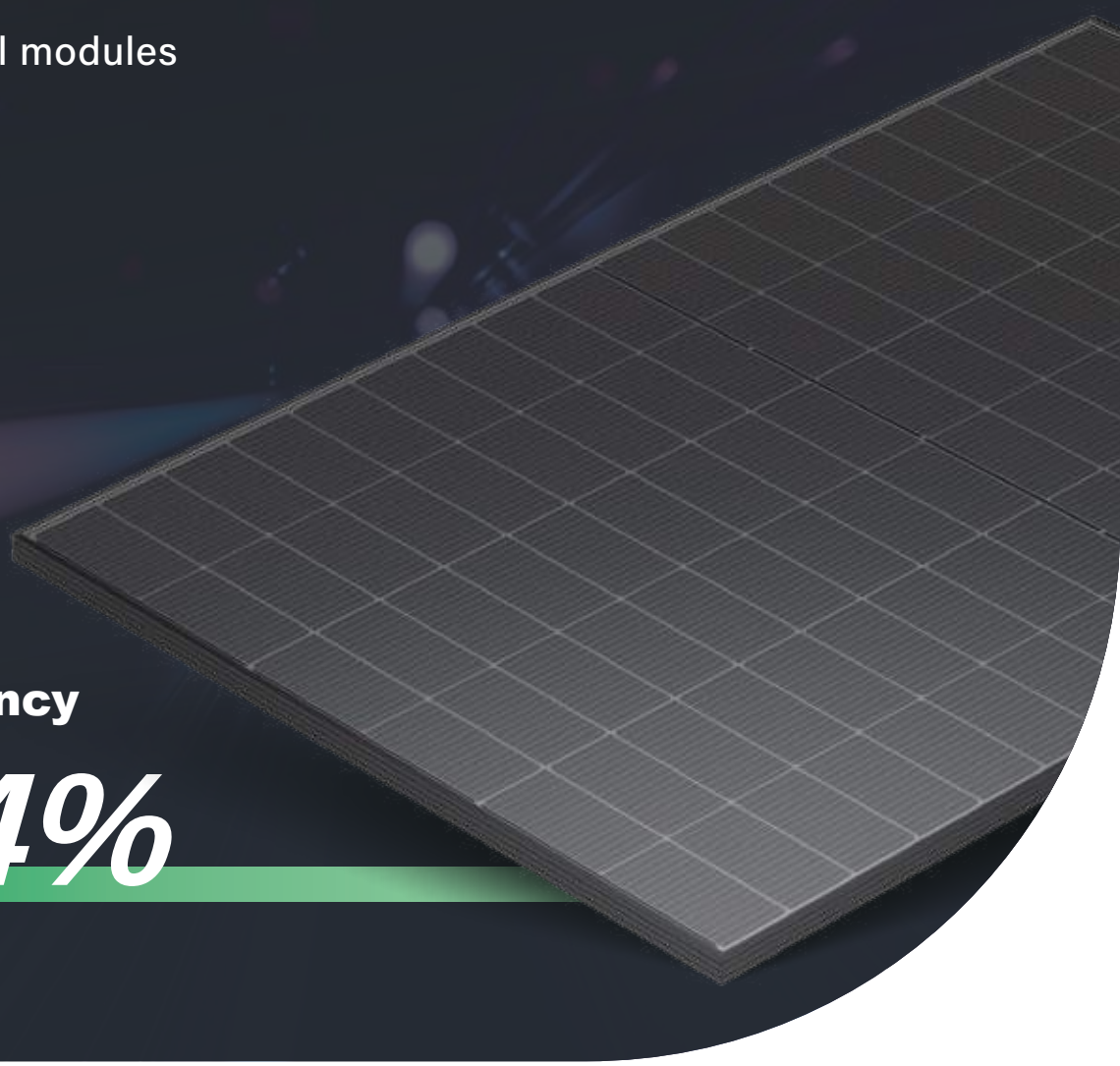

Module efficiency

23.04%

YH SUNPRO POWER **Sunpro Power**

High Efficiency Bifacial Modules

TOPCon 182 Bifacial 435-450W

Module Type	SPDG435 -N108M10		SPDG440 -N108M10		SPDG445 -N108M10		SPDG450 -N108M10	
ELECTRIC CHARACTERISTICS								**SPDG (435/450W)-N108M10**
Testing Condition	STC	NMOT	STC	NMOT	STC	NMOT	STC	NMOT
Power (Pmax/W)	435	325.00	440	329.00	445	332.4	450	336.2
Maximum power voltage (Vmp)	31.94	29.80	32.09	29.90	32.25	30	32.41	30.1
Maximum power current (Imp)	13.62	10.91	13.72	11.00	13.8	11.08	13.89	11.16
Open circuit voltage (Voc)	38.43	36.00	38.53	36.10	38.64	36.20	38.75	36.30
Short circuit current (Isc)	14.34	11.56	14.43	11.63	14.53	11.71	14.63	11.79
Module Efficiency	22.28%		22.53%		22.79%		23.04%	

STC (Electrical parameters at standard test conditions (STC:AM=1.5, 1000W/m² ,Cells Temperature 25°C)
NMOT (Irradiance 800W/m², Ambient Temperature 20°C,AM1.5,Wind Speed 1m/s)

ELECTRICAL CHARACTERISTICS WITH 15% REAR SIDE POWER GAIN				
Front power Pmax/W	500.25	506.00	511.75	517.5
Maximum power volt age (Vmp)	31.94	32.09	32.25	32.41
Maximum power current (Imp)	15.66	15.77	15.87	15.97
Open circuit voltage (Voc)	38.43	38.53	38.64	38.75
Short circuit current (Isc)	16.49	16.59	16.71	16.82

STRUCTURAL CHARACTERISTICS	
Module size (L*W*H)	1722×1134×30mm
Weight	23.3kg
Cell	108 cells,N type Mono-Crystalline, 182mm x 91mm
Front glass	2.0mm , Anti-Reflection Coating
Back glass	2.0mm, Heat Strengthened Glass
Frame	Anodized aluminum alloy
Junction box	IP68, 3 bypass diodes
Output wire	4mm²
Wire length	Line length 1100mm/customized
Connector	MC4 Compatible
Packing Specification	36 pcs/Pallet; 936pcs/40' HQ

OPERATING PARAMETERS	
Power tolerance (W)	(0~+5W)
Maximum system voltage (V)	1500V
Maximum rated fuse current (A)	30A
Current operating temperature (C)	-40~+85°C
Mechanical load	+5400Pa/-2400Pa

TEMPERATURE CHARACTERISTICS	
Temp. Coeff. of Isc (TK Isc)	0.046% / °C
Temp. Coeff. of Voc (TK Voc)	-0.25% / °C
Temp. Coeff. of Pmax (TK Pmax)	-0.30% / °C
Normal Operating Cell Temperature	45±2°C

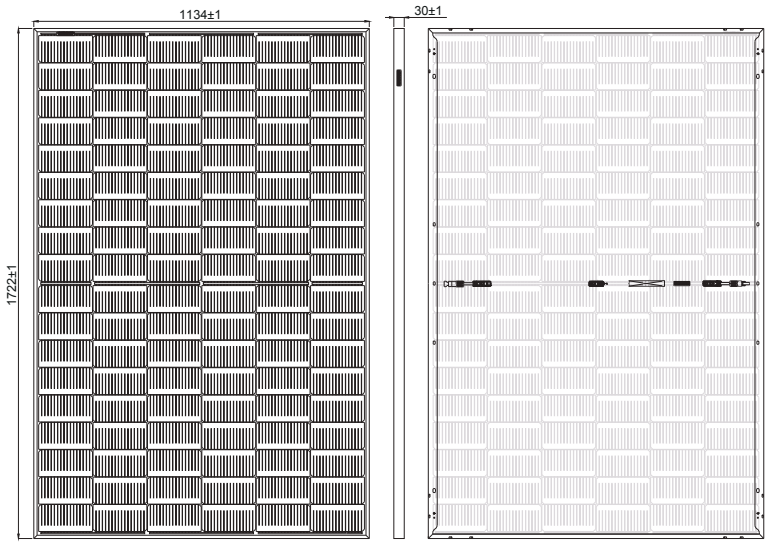

ATG ELECTRONICS

Tier1

BloombergNEF
FEOC Compliant

Power the future

TOPCon 182 BIFACIAL

585-600W

High efficiency bifacial modules



Module efficiency

23.22%

YH SUNPRO POWER **Sunpro Power**

High Efficiency Bifacial Modules

TOPCon 182 Bifacial 585-600W

Module Type	SPDG585 -N144M10		SPDG590 -N144M10		SPDG595 -N144M10		SPDG600 -N144M10	
ELECTRIC CHARACTERISTICS								**SPDG (585/600W)-N144M10**
Testing Condition	STC	NMOT	STC	NMOT	STC	NMOT	STC	NMOT
Power (Pmax/W)	585	437.30	590	441.00	595	444.60	600	448.4
Maximum power voltage (Vmp)	42.72	39.90	42.87	40.00	43.03	40.20	43.18	40.3
Maximum power current (Imp)	13.7	10.96	13.77	11.02	13.83	11.07	13.90	11.13
Open circuit voltage (Voc)	51.58	48.30	51.7	48.40	51.84	48.50	51.97	48.7
Short circuit current (Isc)	14.41	11.61	14.48	11.67	14.55	11.72	14.62	11.78
Module Efficiency	22.64%		22.83%		23.02%		23.22%	

STC (Electrical parameters at standard test conditions (STC:AM=1.5, 1000W/m² ,Cells Temperature 25°C)
NMOT (Irradiance 800W/m², Ambient Temperature 20°C,AM1.5,Wind Speed 1m/s)

ELECTRICAL CHARACTERISTICS WITH 15% REAR SIDE POWER GAIN				
Front power Pmax/W	672.75	678.50	684.25	690.00
Maximum power volt age (Vmp)	42.72	42.87	43.03	43.18
Maximum power current (Imp)	15.75	15.83	15.90	15.98
Open circuit voltage (Voc)	51.58	51.70	51.84	51.97
Short circuit current (Isc)	16.57	16.65	16.73	16.81

STRUCTURAL CHARACTERISTICS	
Module size (L*W*H)	2278x1134x30mm
Weight	31kg
Cell	144 cells,N type Mono-Crystalline , 182mm×91mm
Front glass	2.0mm , Anti-Reflection Coating
Back glass	2.0mm, Heat Strengthened Glass
Frame	Anodized aluminum alloy
Junction box	IP68, 3 bypass diodes
Output wire	4mm²
Wire length	Line length 1300mm/customized
Connector	MC4 Compatible
Packing Specification	36 pcs/Pallet ; 720 pcs/40' HQ

OPERATING PARAMETERS	
Power tolerance (W)	(0~+5W)
Maximum system voltage (V)	1500V
Maximum rated fuse current (A)	30A
Current operating temperature (C)	-40~+85°C
Mechanical load	+5400Pa/-2400Pa

TEMPERATURE CHARACTERISTICS	
Temp. Coeff. of Isc (TK Isc)	0.046% / °C
Temp. Coeff. of Voc (TK Voc)	-0.25% / °C
Temp. Coeff. of Pmax (TK Pmax)	-0.30% / °C
Normal Operating Cell Temperature	45±2°C

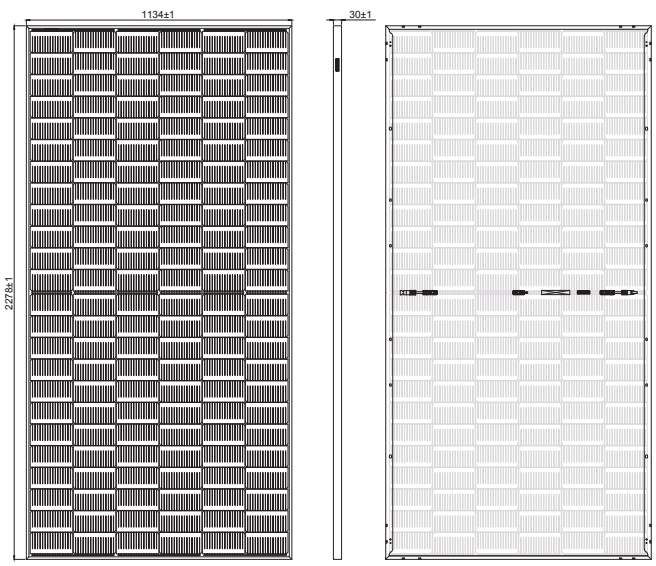

ATG
ELECTRONICS

Contact Us

951-245-6222

Sales@atgelectronics.com

www.atgelectronics.com

10588 Monte Vista Ave, Montclair, CA 91763

Website Linkedin Instagram Facebook